CLEANCAB
FILTRATION SYSTEMS

AUSTRALIAN MADE AND OWNED

FILTER MONITORING MODULE

The Filter Monitoring Module continuously watches the pressure drop across both air filter and HEPA filter, and signals, through two simple LED indicators, exactly when each filter needs attention. No gauges to read, no guesswork: just glance at the LED light..

NEW	FEATURE ON NEW OR RETROFIT
FILTER	SENSOR AND INDICATOR LIGHT
HEPA	SENSOR AND INDICATOR LIGHT
EASY	INSTALLATION PLUG and PLAY



FILTER MONITORING SYSTEM

Pressure drop signals the build-up of dust in the filter material. As the media loads, air has to work harder to pass through, so the pressure across the filter steadily climbs - an invisible, gradual blockage. The module watches that differential across both the Donaldson pre-filter and the HEPA filter, and steps each LED from green to yellow to red as the drop crosses its set thresholds.

CleanCab uses both Donaldson PowerCore and H14 HEPA, the control box monitors both.

FILTER **H14 HEPA**



SENSOR MODULE

SIMPLE RETRO-FIT to EXISTING CLEANCAB MODULES

1. Mount the module (drill template)
2. Pre-filter sensor (existing fitting)
3. HEPA sensor (blanking plate)
4. Connect power (simple connection)



Green (Normal): System OK. No action required.

Yellow (Service Soon): Predictive warning. Plan filter replacement at the next suitable service opportunity.

Red (Replace Now): Critical limit reached. Replace the affected filter before continued operation.

Rapid Red Flash (Critical Damage Warning): Immediate safety failsafe. A filter is missing or physically damaged. Stop immediately to prevent hazardous dust exposure.